

BioPoly™ RS

Knee System

Patient Pamphlet

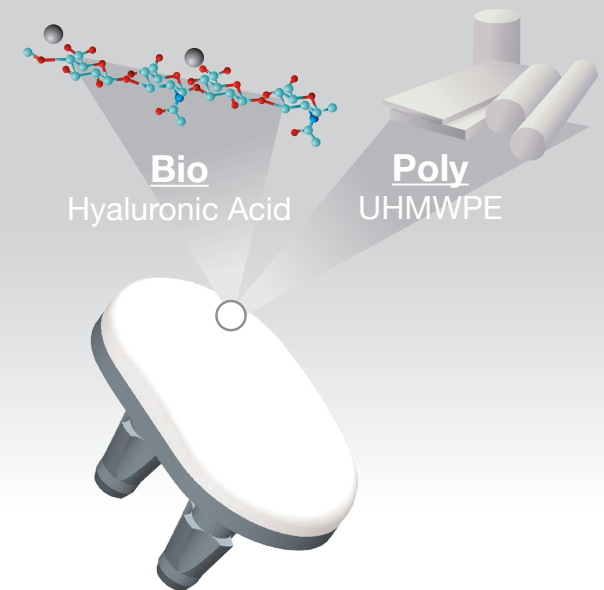
What is a femoral condyle cartilage defect?

The knee joint consists of three bones; the femur; the tibia, and the patella or knee cap (not shown). The ends of the femur and tibia rub and slide against each other as you stand and move. Cartilage is the slippery shock absorbing material that covers the ends of bones to allow pain free movement. A femoral condyle cartilage defect disrupts this surface which can lead to pain and loss of motion. If these defects are not treated they typically grow in size and depth due to the altered knee biomechanics until the pain is unmanageable.

BioPoly™ RS

Knee System

Do you have knee pain that is causing you to do less of the activities that you like to do?
BioPoly RS might be right for you.



 **BioPoly®**
Advancing Materials. Advancing Outcomes.

BioPoly LLC, a Schwartz Biomedical Company
3201 Stellhorn Road, Fort Wayne, IN 46815, USA
Phone 260.399.1694 | www.BioPolyortho.com

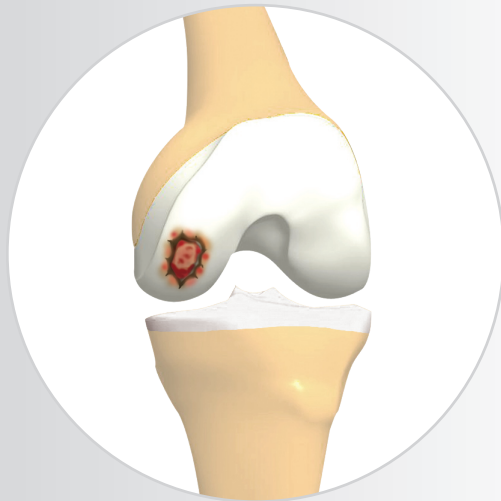
This Product is covered by US Patent No. 7,662,954 and other patents pending. Copyright 2010 BioPoly LLC. All rights reserved. BioPoly is a trademark of BioPoly LLC. Printed in the USA . PN 911521 Rev. A

Femoral condyle partial resurfacing device made from a microcomposite of Hyaluronic Acid and UHMWPE

What are my surgical options for treating my knee pain?

Why does my knee hurt?

Your doctor can evaluate your knee and determine the cause of your knee pain. One of the most common injuries to the knee are cartilage defects of the femoral condyle (shown below). These typically occur as a result of a traumatic event or an activity related injury. If your doctor has determined you have such a problem then **BioPoly™ RS** may be right for you.



Only you and your doctor can select a treatment that is best for you.



Biological Treatments (microfracture, OATS, Allograft, ACI, etc.)

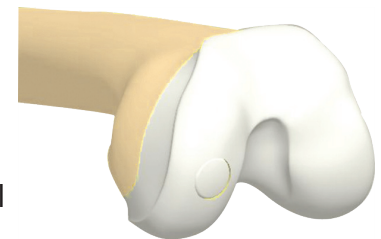
Many patients for various reasons including age are not good candidates for biological treatments (or they have had a failed prior treatment).

Artificial joint replacement

Many patients have pain but due to age and/or activity are not ready for an invasive artificial joint replacement.

What is the BioPoly RS Device?

BioPoly RS is an implant utilizing an advanced biomaterial to resurface (RS) cartilage defects. The **BioPoly** material has interpenetrated hyaluronic acid (HA), a naturally occurring molecule found in the joint fluid. This gives the implant enhanced lubricity and a lower coefficient of friction compared to traditional orthopaedic implant materials.



So what does this mean?

Your surgeon can now replace only the damaged portion of cartilage with an implant that interacts favorably with the surrounding tissues and the opposing cartilage surface. Since only a limited amount of joint disruption occurs during the surgery you can rapidly recover and return to activity.

How much time will I be off work and what is the recovery process?

Only you and your doctor can determine the exact amount of time you will need to recover before going back to work but typically the surgery is done as an outpatient surgery followed by a period of short rehabilitation.

Visit our website www.biopolyortho.com to find a doctor.